

The Colorado Valley Transit District (CVTD) is a rural transit district that Texas Transportation Code Chapter 458 authorizes, and therefore receives state funding for rural transit services. CVTD, branded as Transit, is responsible for transit services in Austin, Colorado, Waller, and Wharton Counties. Transit operates demand-response service for the general public throughout the service area. Transit provides the deviated-fixed-route service LOOP within the city limits of Bellville and Sealy in Austin County, and within the city limits of El Campo and Wharton in Wharton County. In addition, Transit contracts with the Metropolitan Transit Authority of Harris County to provide vanpool service STAR for commuters in Waller County.

Four private intercity bus companies—Arrow Trailways of Texas, Kerrville Bus Company, Greyhound, and Valley Transit Company—operate lines within CVTD's service area. The Amtrak passenger rail line passes through the service area as well. Transit can provide connections to the services.

The eight-member CVTD Board of Directors is the governing body of Transit's services. Each county within the CVTD service area appoints two members to represent its jurisdiction.



Rural Transit District

- Service Area Population¹: 133,452
- Service Area Land Area²: 3,206 Sq. Miles
- Unlinked Passenger Trips³: 85,415
- Revenue Fleet⁴: 25 Vehicles



Rural Transit District Services

Service Information



Flexible Transit Service (LOOP)

One deviated-fixed route available within the city limits of each of the following cities: Bellville, Sealy, El Campo, and Wharton.

One-Way Fare Structure:

- Base fare: \$1.00
- Free fare^a

Fare Media:



Vanpool Service (METRO STAR)

METRO STAR vanpools offers scheduled routes in Waller County under an interlocal agreement with CVTD.

One-Way Fare Structure:

- Base fare:
Varies based on mileage, the number of riders and the size of the van.

Fare Media:



Demand-Response Service (LINK)

For the general public.

Available in Austin, Colorado, Waller, and Wharton Counties.

Reservation must be made at least a day in advance.

One-Way Fare Structure:

- Inner county trip: \$2.00
- County-to-county: \$5.00
- Free fare^a

Fare Media:



Note:

^a Seniors (65+) in Austin and Waller Counties.

Operating Time (Excluding Holidays)

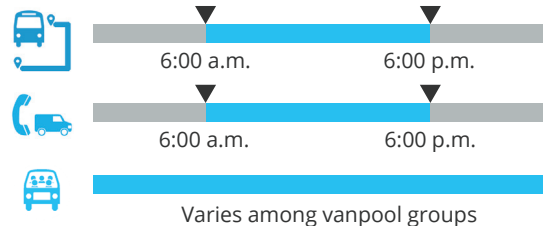


Operating Days by Mode

	MON	TUE	WED	THU	FRI		
	MON	TUE	WED	THU	FRI		
	MON	TUE	WED	THU	FRI	SAT	SUN



Operating Hours by Mode

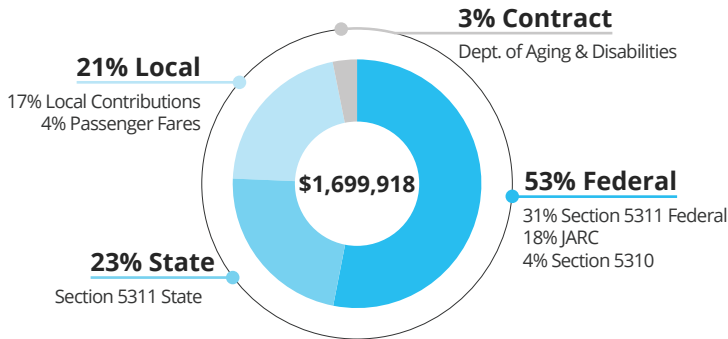




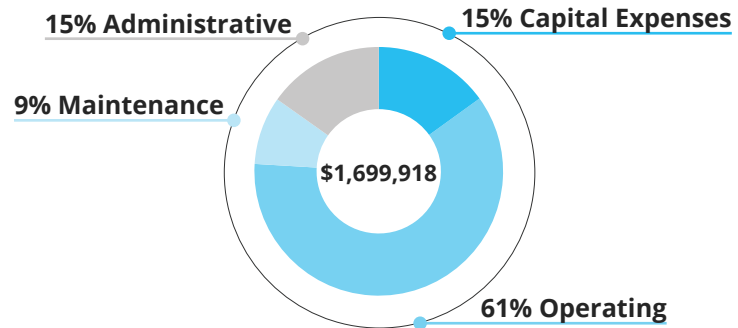
FY 2014 Financial Status³



Revenues in Fiscal Year 2014



Expenditures in Fiscal Year 2014

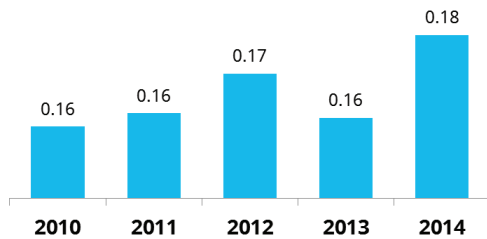


FY 2010–2014 Performance Measures³

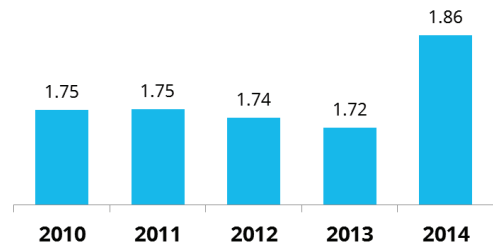


Productivity in the Past 5 Years

Unlinked Passenger Trips per Revenue Mile

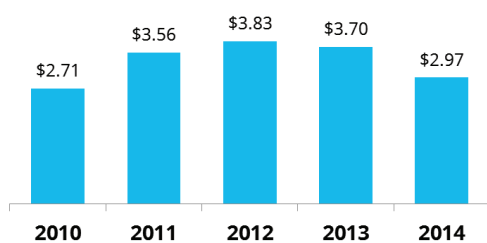


Unlinked Passenger Trips per Revenue Hour

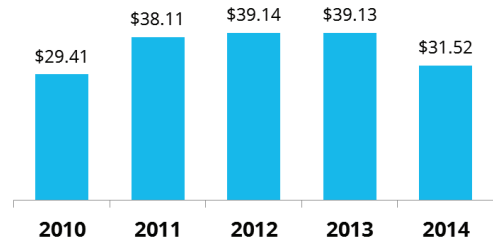


Efficiency in the Past 5 Years

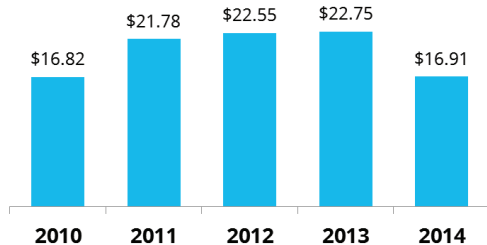
Operating Cost per Revenue Mile



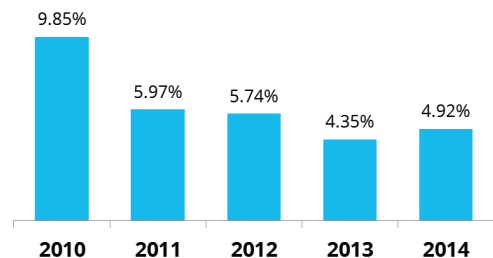
Operating Cost per Revenue Hour



Operating Cost per Passenger



Fare Recovery Ratio



Projects in 2015–2018⁴

Implementation Year	Project Name	Cost
2015	Operations/Administration	\$1,191,542
2015	Capital	\$83,757
2015	Capital - Preventive Maintenance	\$132,500
2016	Operations/Administration	\$1,191,542
2016	Capital	\$83,757
2016	Capital - Preventive Maintenance	\$132,500
2017	Operations/Administration	\$1,191,542
2017	Capital	\$83,757
2017	Capital - Preventive Maintenance	\$132,500
2018	Operations/Administration	\$1,191,542
2018	Capital	\$83,757
2018	Capital - Preventive Maintenance	\$132,500

Data Sources:

¹ U.S. Census Bureau, American Community Survey 2009–2013 5-Year Estimates and 2010 Census Summary File 1.

² U.S. Census Bureau, 2010 and 2013 TIGER/Line Shapefiles: Places, and Urban Areas.

³ Texas Department of Transportation, Public Transportation Division PTN-128 Fiscal Year 2011–2014 Data.

⁴ Colorado Valley Transit District.

Last Updated:

February 2016