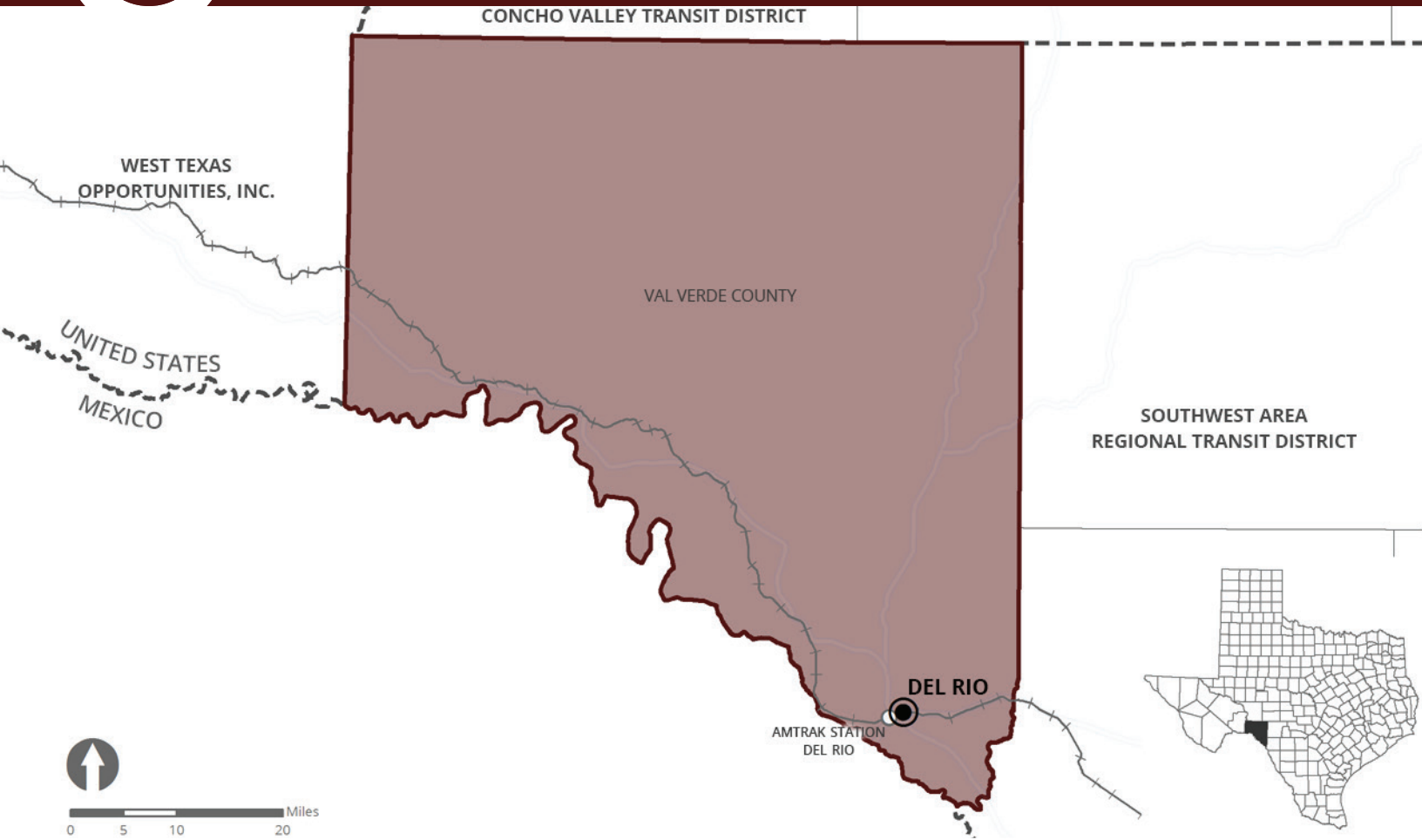




CITY OF DEL RIO



The City of Del Rio, under Texas Transportation Code Chapter 458, serves as a rural transit district for Val Verde County, and therefore receives state funding for rural transit services. Val Verde County is an entirely rural county. The City of Del Rio Transportation Program operates demand-response service for the general public throughout the county and fixed-route bus service within the city limits of Del Rio. In addition, the transportation program provides non-emergency medical transportation service to eligible Medicaid participants under contract with American Medical Response. This service is not limited to Val Verde County. Riders can schedule trips going to Eagle Pass, San Angelo, San Antonio, and Uvalde.

The Amtrak passenger rail line passes through Val Verde County. The Del Rio Regional Transportation Center is home to Amtrak and serves several taxi companies and local transportation.

The City of Del Rio Transportation Program is administrated by the City of Del Rio and is governed by the city council.



Rural Transit District

- Service Area Population¹: 48,730
- Service Area Land Area²: 3,145 Sq. Miles
- Unlinked Passenger Trips³: 61,213
- Revenue Fleet³: 20 Vehicles



Rural Transit District Services

Service Information



Local Bus Service

One fixed bus route available within the city limits of Del Rio.

One-Way Fare Structure:

- Base fare: \$2.50
- Discounted fare^a: \$1.50
- Free fare^b

Fare Media:



ADA Paratransit Service

The City of Del Rio uses the demand-response service to meet ADA requirements, therefore does not operate separate ADA complementary paratransit.

Notes:

^a People with disabilities and seniors (55+).

^b Children (under 3)



Demand-Response Service

For the general public, service is available throughout the Val Verde County.

For the eligible participants of Medical Transportation Program, out-of-town trips are available to San Antonio, San Angelo, Eagle Pass, and Uvalde on a ridership basis.

Reservation must be made at least a day in advance before 3:00 p.m.

One-Way Fare Structure:

- In town:
 - Base fare: \$2.50*
 - Discounted fare^a: \$1.50*
 - Free fare^b*
- Out of town:
 - To San Antonio: \$15.00*
 - To San Angelo: \$15.00*
 - To Eagle Pass: \$10.00*
 - To Uvalde: \$10.00*

Fare Media:



Operating Time (Excluding Holidays)



Operating Days by Mode



MON TUE WED THU FRI SAT



MON TUE WED THU FRI SAT



Operating Hours by Mode



8:00 a.m. 5:00 p.m.



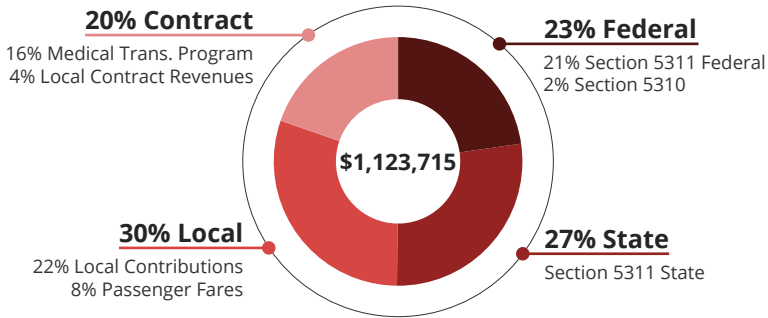
4:30 a.m. 6:00 a.m. 6:00 p.m.

▽ Medical service time ▼ Public service time

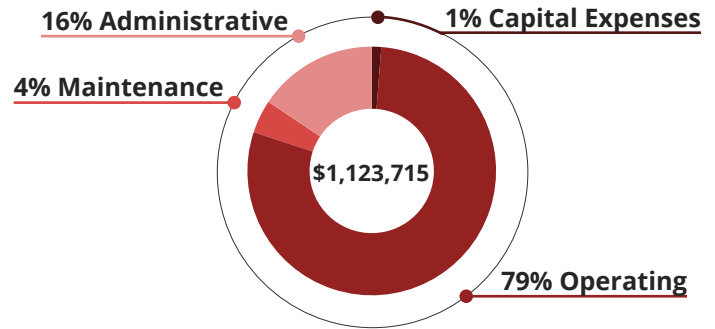


FY 2014 Financial Status³

\$ Revenues in Fiscal Year 2014



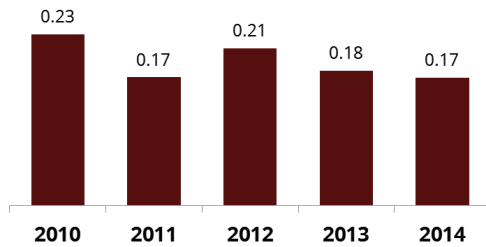
\$ Expenditures in Fiscal Year 2014



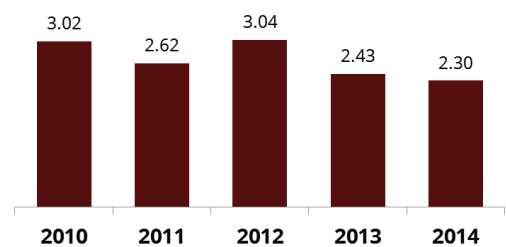
FY 2010–2014 Performance Measures³

⌚ Productivity in the Past 5 Years

Unlinked Passenger Trips per Revenue Mile

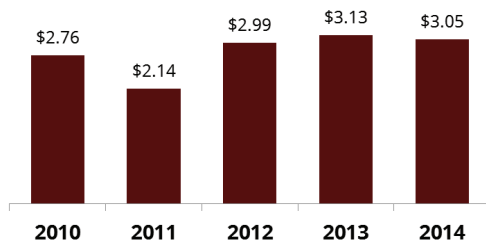


Unlinked Passenger Trips per Revenue Hour

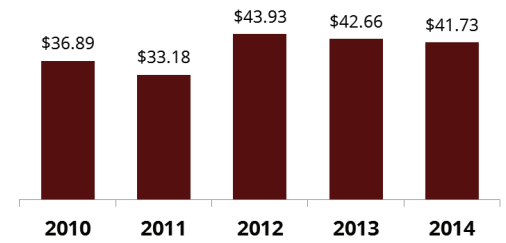


⌚ Efficiency in the Past 5 Years

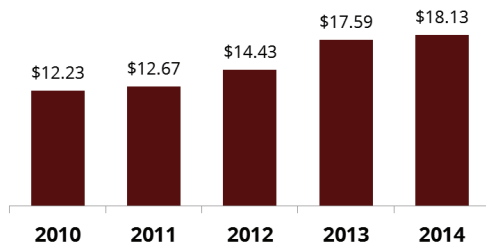
Operating Cost per Revenue Mile



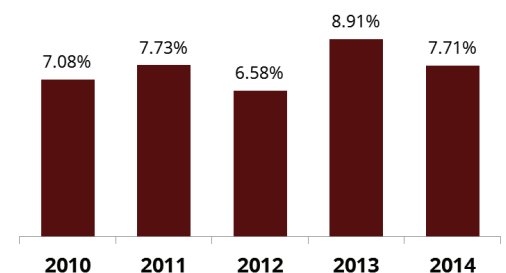
Operating Cost per Revenue Hour



Operating Cost per Passenger



Fare Recovery Ratio



Projects in 2015-2018

Implementation Year	Project Name	Funding Source (Amount)
2015-2018	Transit Facility	Section 5339 Fund (To Be Determined)

Data Sources:

¹ U.S. Census Bureau, American Community Survey 2009-2013 5-Year Estimates.

² U.S. Census Bureau, 2013 TIGER/Line Shapefiles: Places.

³ Texas Department of Transportation, Public Transportation Division PTN-128 Fiscal Year 2011-2014 Data.

⁴ City of Del Rio.

Last Updated:

February 2016