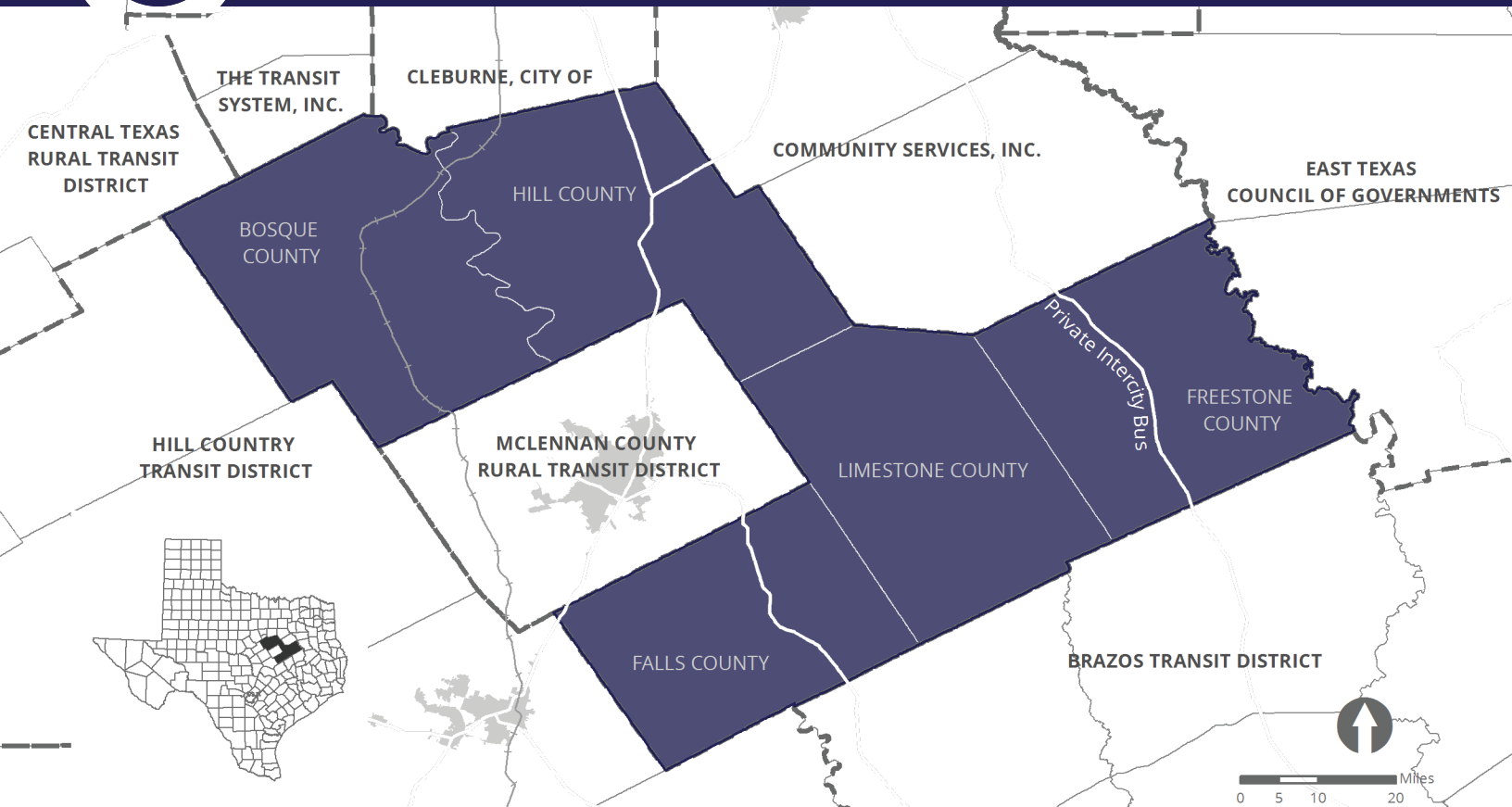




HEART OF TEXAS COUNCIL OF GOVERNMENTS



The Heart of Texas Council of Governments (HOTCOG) is a rural transit district (RTD) that Texas Transportation Code Chapter 458 authorizes, and therefore receives state funding for rural transit services. There is no urbanized area in its service area. HOTCOG provides demand-response service for the general public covering all of Bosque, Falls, Freestone, Hill, and Limestone Counties. HOTCOG contracts the operation of the service to two subcontractors: Limestone County Transit and LaFleur Transportation.

HOTCOG, through the Mobility Management Program, coordinates the demand-response service with other transportation options provided by the Health and Human Services Division, as well as education and workforce agencies in the region. The Amtrak passenger rail line and Greyhound intercity bus lines pass through HOTCOG's service area.

The HOTCOG Board of Directors governs the RTD. HOTCOG's 80-member governments have the opportunity to elect one or more officials to represent themselves. The HOTCOG Regional Transportation Coordinating Council serves the RTD in an advisory capacity.



Rural Transit District

- Service Area Population¹: 113,938
- Service Area Land Area²: 4,490 Sq. Miles
- Unlinked Passenger Trips³: 42,574
- Revenue Fleet⁴: 25 Vehicles



Rural Transit District Service

Service Information



Demand-Response Service

For the general public.

Available in Bosque, Falls, Freestone, Hill, and Limestone Counties.

Reservation must be made at least two days in advance.

One-Way Fare Structure:

- Within the same county: \$1.00
- Crossing county lines: \$2.00

Fare Media:



Operating Time (Excluding Holidays)



Operating Days by Mode



Operating Hours by Mode

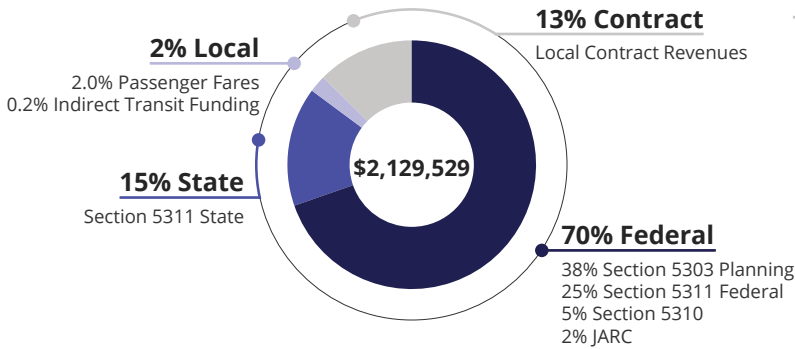




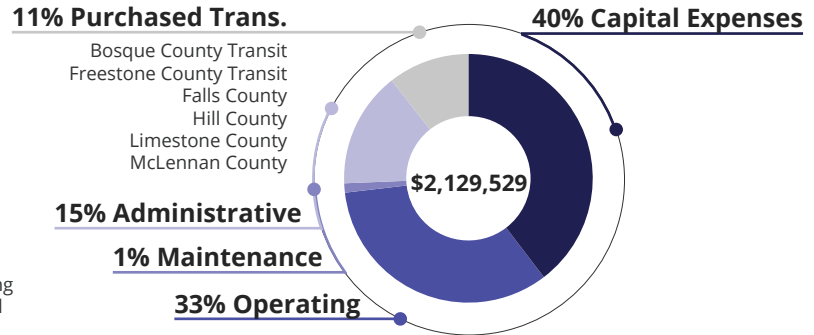
FY 2014 Financial Status³



Revenues in Fiscal Year 2014



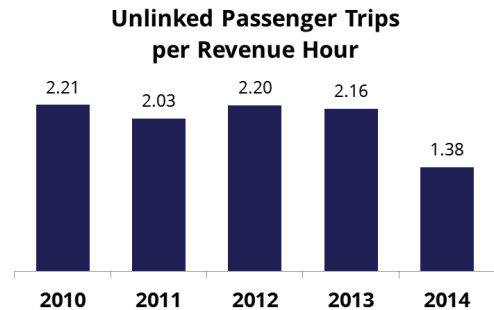
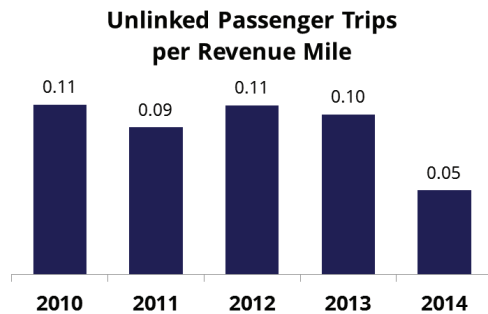
Expenditures in Fiscal Year 2014



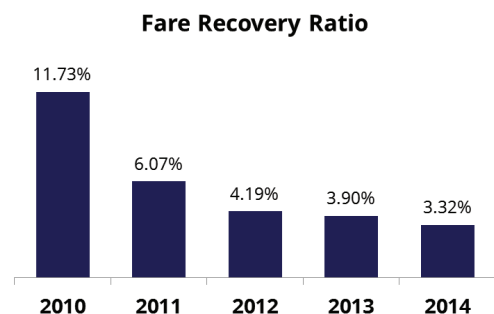
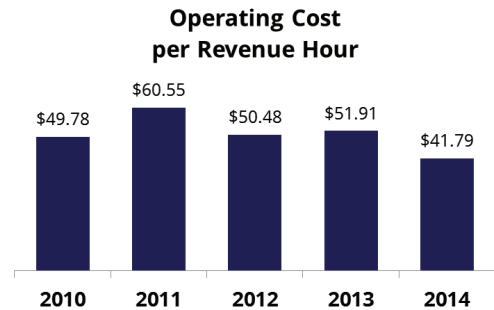
FY 2010-2014 Performance Measures³



Productivity in the Past 5 Years



Efficiency in the Past 5 Years



Projects in the 2015–2018 STIP⁵

| Implementation Year | Project Name | Cost |
|---------------------|---|----------|
| 2015 | Rural Transportation Program - Operating Expenses | \$85,916 |
| 2016 | Rural Transportation Program - Operating Expenses | \$89,352 |
| 2017 | Rural Transportation Program - Operating Expenses | \$92,900 |
| 2018 | Rural Transportation Program - Operating Expenses | \$96,600 |

Data Sources:

¹ U.S. Census Bureau, American Community Survey 2009–2013 5-Year Estimates.

² U.S. Census Bureau, 2013 TIGER/Line Shapefiles: Places.

³ Texas Department of Transportation, Public Transportation Division PTN-128 Fiscal Year 2011–2014 Data.

⁴ Heart of Texas Council of Governments.

⁵ Texas Department of Transportation, Proposed 2015–2018 District Statewide Transportation Improvement Programs.

Last Updated:

February 2016