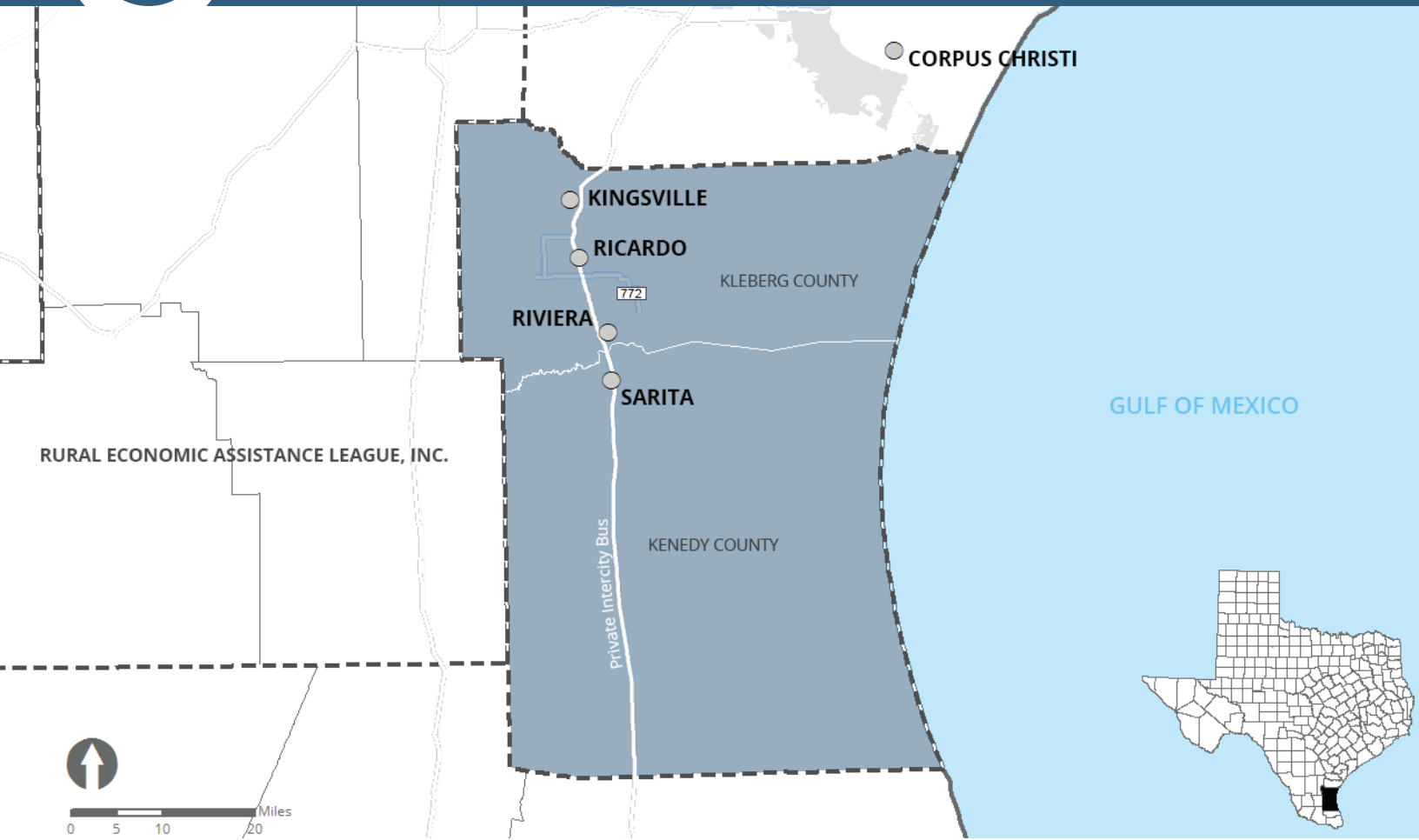


KLEBERG COUNTY HUMAN SERVICES



Kleberg County Human Services (KCHS) is a rural transit district (RTD) that Texas Transportation Code Chapter 458 authorizes to serve Kennedy and Kleberg Counties, and therefore receives state funding for rural transit services. There is no urbanized area in Kennedy and Kleberg Counties. KCHS provides transit services through its rural transit program, Paisano Express. Paisano Express operates demand-response service for the general public throughout KCHS's service area.

Paisano Express coordinates with the neighbor RTD, the Rural Economic Assistance League (REAL), for the betterment of connection. Riders are allowed to travel across the RTD boundary between KCHS and REAL. For a round trip, each program is only responsible for the one-way trip that originates in its service area. Valley Transit Company operates private intercity bus passing through the KCHS service area. Paisano Express can connect to the service at Valley Transit's Kingsville Travel Center.

KCHS is a department of Kleberg County. The county commissioners court is the governing body of Paisano Express.



Rural Transit District

- Service Area Population¹: 32,576
- Service Area Land Area²: 2,340 Sq. Miles
- Unlinked Passenger Trips³: 63,981
- Revenue Fleet³: 16 Vehicles



Rural Transit District Service

Service Information

Demand-Response Service (Paisano Express)

For the general public.

Available in Kleberg and Kennedy Counties.

Reservation must be made at least a day in advance.

One-Way Fare Structure:

- Base fare: \$2.00–\$8.50
Within Kingsville city limit: \$2.00
Kingsville to Ricardo to FM Road 772: \$3.00
From FM Road 772 to Riviera/Sarita: \$4.00
To Corpus Christi: \$8.50
- Discounted fare^a: half fare

Fare Media:



Note:

^a Students, people with disabilities, and seniors.

Operating Time (Excluding Holidays)



Operating Days by Mode



*



Operating Hours by Mode

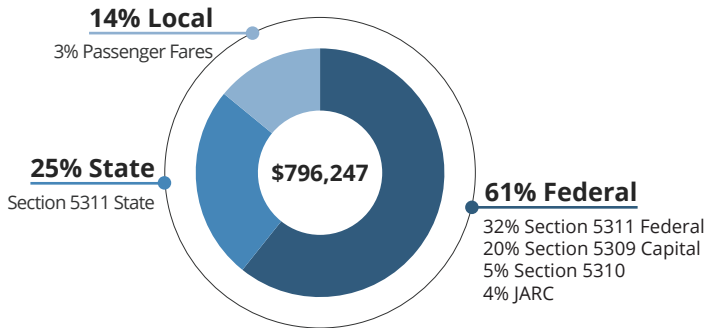


* Corpus Christi trips only on Tuesday and Thursday.

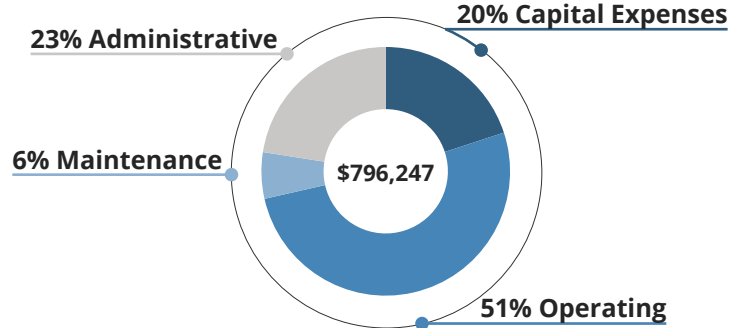


FY 2014 Financial Status³

Revenues in Fiscal Year 2014



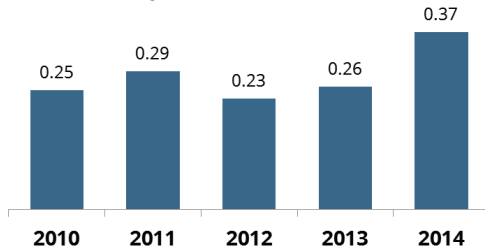
Expenditures in Fiscal Year 2014



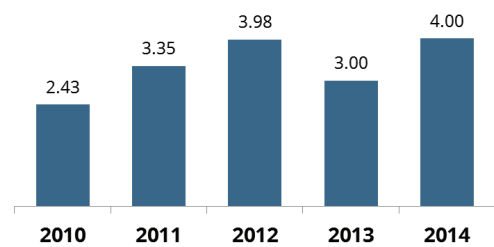
FY 2010–2014 Performance Measures³

Productivity in the Past 5 Years

Unlinked Passenger Trips per Revenue Mile

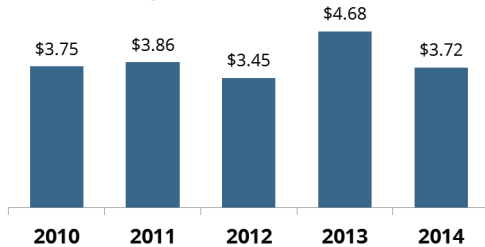


Unlinked Passenger Trips per Revenue Hour



Efficiency in the Past 5 Years

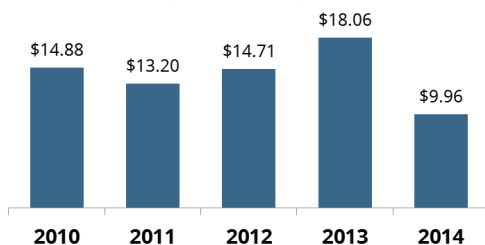
Operating Cost per Revenue Mile



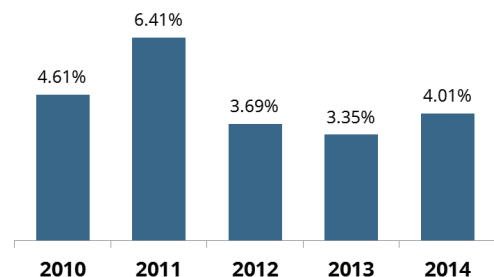
Operating Cost per Revenue Hour



Operating Cost per Passenger



Fare Recovery Ratio



Projects in the 2015–2018 STIP⁴

No project listed.

Data Sources:

¹ U.S. Census Bureau, American Community Survey 2009–2013 5-Year Estimates.

² U.S. Census Bureau, 2013 TIGER/Line Shapefiles: Places.

³ Texas Department of Transportation, Public Transportation Division PTN-128 Fiscal Year 2011–2014 Data.

⁴ Texas Department of Transportation, Proposed 2015–2018 District Statewide Transportation Improvement Programs.

Last Updated:

February 2016