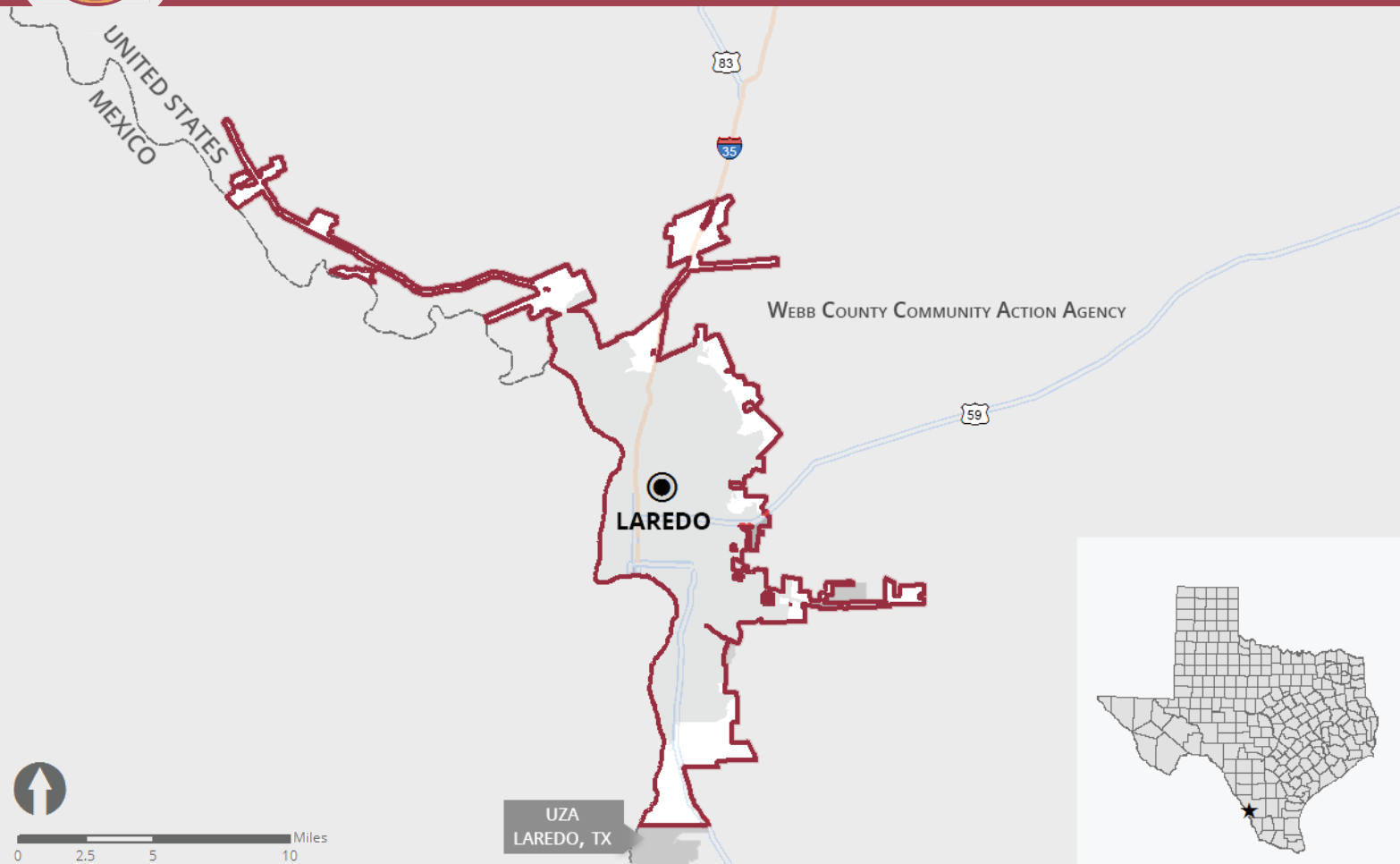




# CITY OF LAREDO



The City of Laredo serves as an urban transit district (UTD) for the Laredo urbanized area (UZA) under Texas Transportation Code (TTC) Chapter 458 and therefore receives state funding. The City of Laredo, under TTC Chapter 453, is also a municipal transit department with a local sales tax dedicated to transit. Laredo Transit Management, Inc., known as El Metro, is a public transit provider in the UTD, providing fixed-route bus service and ADA paratransit service throughout Laredo. The service area falls entirely into Webb County, covering 99.4 percent of the population and 96.6 percent of the land area<sup>1</sup> of the Laredo UZA. The rural part of Webb County is served by the El Aguila Rural Transit System of Webb County Community Action Agency.

El Metro is a department of the City of Laredo and is governed by the nine-member Laredo Mass Transit Board. The City of Laredo currently contracts with First Transit to manage the daily operation of El Metro.



## Urban Transit District

- Service Area Population<sup>2</sup>: 240,524
- Service Area Land Area<sup>3</sup>: 92.28 Sq. Miles
- Unlinked Passenger Trips<sup>4</sup>: 3,221,013
- Revenue Fleet<sup>4</sup>: 67 Vehicles



## Urban Transit District Services

### Service Information



#### Local Bus Service

23 bus routes available within the city limits of Laredo.

##### One-Way Fare Structure:

- Base fare: \$1.50
- Discounted fares: \$1.25<sup>a</sup>, \$0.75<sup>b</sup>, \$0.50<sup>c</sup>, \$0.35<sup>d</sup>, \$0.25<sup>e</sup>

##### Fare Media:



##### Notes:

- <sup>a</sup> Students.
- <sup>b</sup> Seniors, people with disabilities, and Medicare cardholders.
- <sup>c</sup> Children (5–11).
- <sup>d</sup> Seniors (62+) and people with disabilities riding during peak hours.
- <sup>e</sup> People with disabilities riding during off-peak hours.



#### ADA Paratransit Service

Available in areas within 3/4-mile on both sides of the fixed-route service.

Trips can be scheduled up to 7 days in advance, up to the day before the trip.

##### One-Way Fare Structure:

- Base fare: \$1.00

##### Fare Media:



### Operating Time (Excluding Holidays)



#### Operating Days by Mode



MON	TUE	WED	THU	FRI	SAT	SUN
-----	-----	-----	-----	-----	-----	-----



MON	TUE	WED	THU	FRI	SAT	SUN
-----	-----	-----	-----	-----	-----	-----



#### Operating Hours by Mode

MON	SAT
-----	-----



6:00 a.m.	10:00 p.m.
-----------	------------



6:00 a.m.	10:00 p.m.
-----------	------------

SUN
-----



7:00 a.m.	9:00 p.m.
-----------	-----------



7:00 a.m.	8:30 p.m.
-----------	-----------

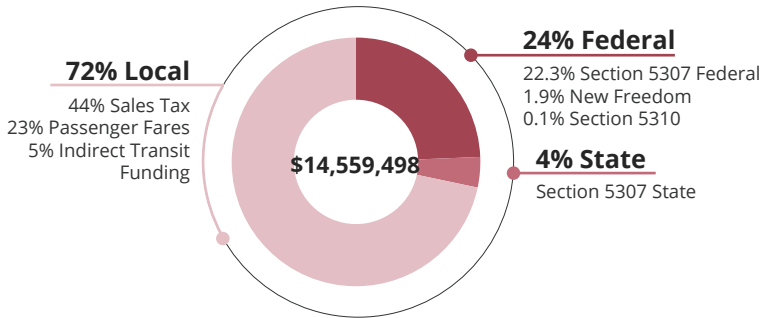


**Address** | 1301 Farragut St.  
3rd Floor West Wing  
Laredo, TX 78040

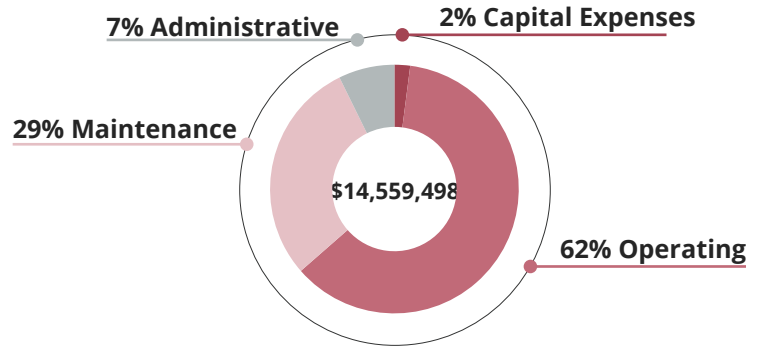
**Contact** | Claudia San Miguel  
General Manager  
Phone: (956) 795-2288 ext. 234  
E-mail: csanmiguel@ci.laredo.tx.us

## FY 2014 Financial Status<sup>4</sup>

### Revenues in Fiscal Year 2014

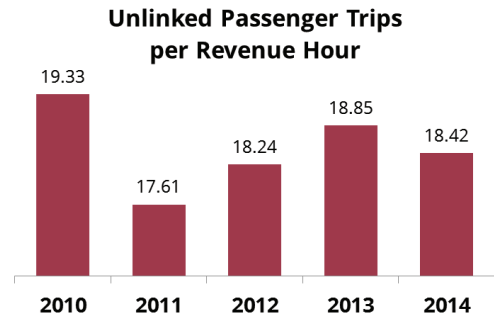
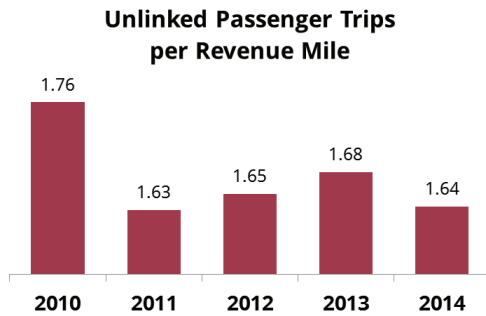


### Expenditures in Fiscal Year 2014

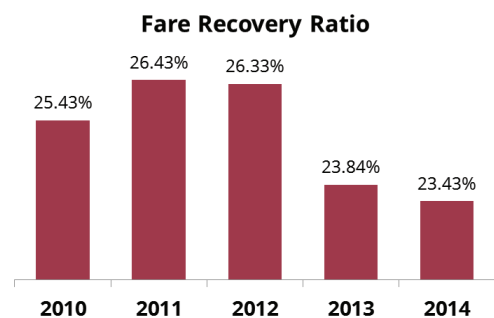
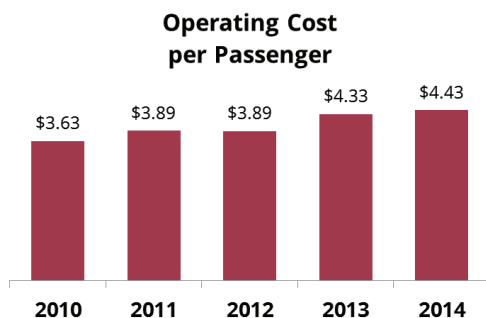
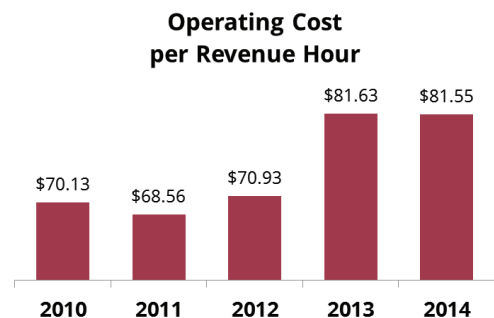
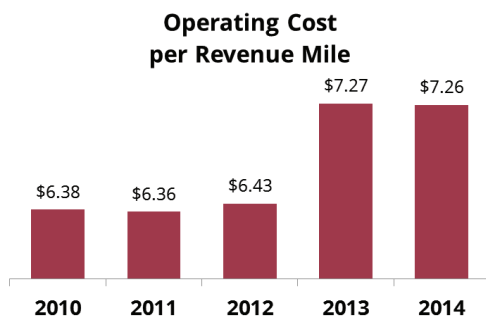


## FY 2010–2014 Performance Measures<sup>4</sup>

### Productivity in the Past 5 Years



### Efficiency in the Past 5 Years



## Projects in the 2015–2018 STIP<sup>5</sup>

Implementation Year	Project Name	Cost
2015	Bus Replacement	\$3,400,000
2016	Operations and Maintenance	\$13,710,614
2016	Transportation for Seniors & Disabled	\$208,060
2016	Bus Replacement & Bus Facility Improvements	\$439,246
2017	Operations and Maintenance	\$13,710,614
2017	Transportation for Seniors & Disabled	\$208,060
2017	Bus Replacement & Bus Facility Improvements	\$439,246
2018	Operations and Maintenance	\$13,710,614
2018	Transportation for Seniors & Disabled	\$208,060
2018	Bus Replacement & Bus Facility Improvements	\$439,246

### Data Sources:

<sup>1</sup> Texas A&M Transportation Institute, Urban Gap Analysis using U.S. Census 2010 data.

<sup>2</sup> U.S. Census Bureau, American Community Survey 2009–2013 5-Year Estimates.

<sup>3</sup> U.S. Census Bureau, 2013 TIGER/Line Shapefiles: Places.

<sup>4</sup> Texas Department of Transportation, Public Transportation Division PTN-128 Fiscal Year 2011–2014 data.

<sup>5</sup> Texas Department of Transportation, Proposed 2015–2018 District Statewide Transportation Improvement Programs.

### Last Updated:

February, 2016