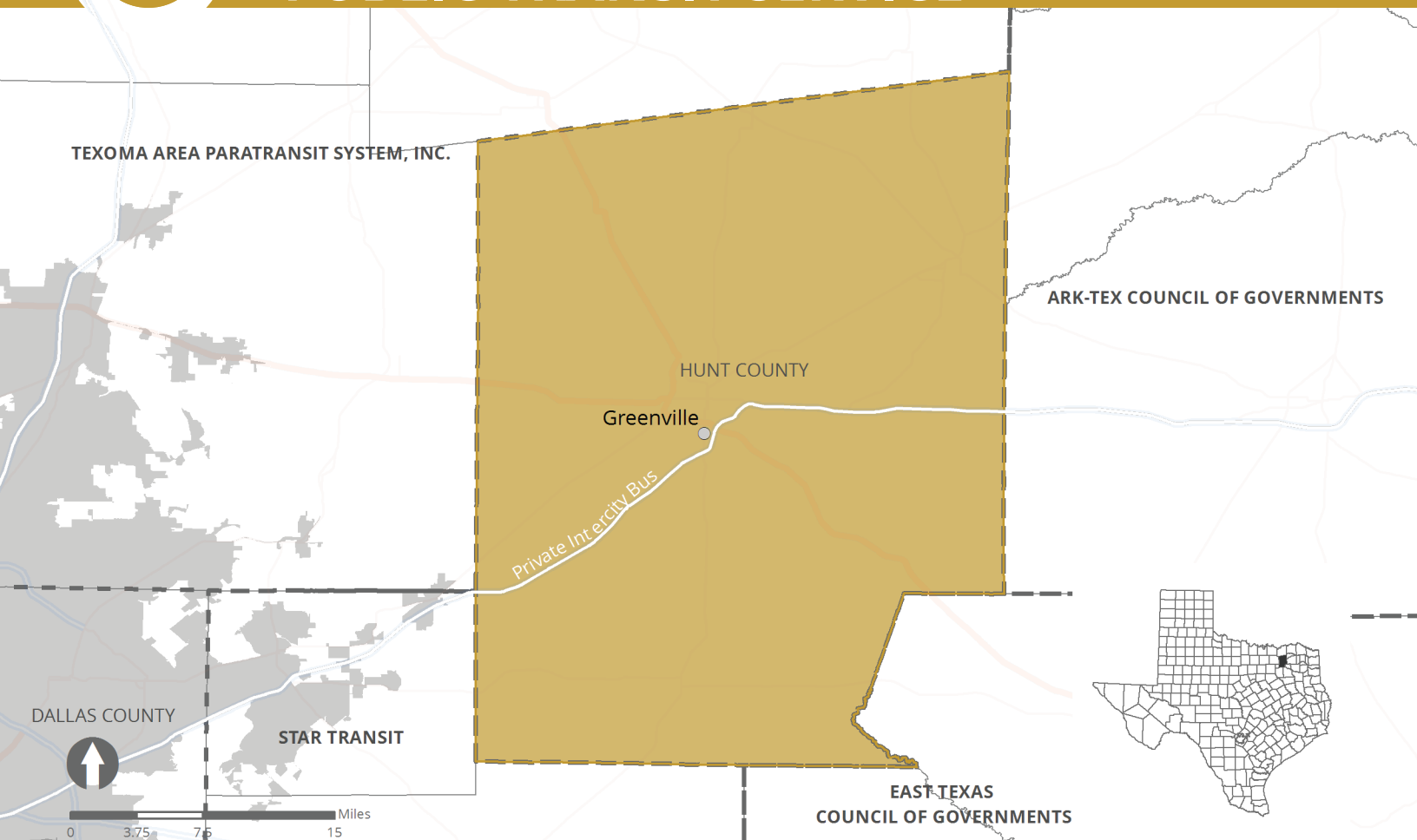




# SENIOR CENTER RESOURCES AND PUBLIC TRANSIT SERVICE



The Senior Center Resources and Public Transit (SCRPT), under Texas Transportation Code Chapter 458, serves as a rural transit district for Hunt County, and therefore receives state funding for rural transit services. SCRPT provides demand-response service for the general public through its transportation program, The Connection. The Connection is also a contracted transportation provider of Logisticare Solutions, providing non-emergency medical transportation for eligible Medicare riders in Hunt County.

Greyhound operates private intercity bus service throughout the service area of The Connection. The Connection can provide access to the service at Greyhound Greenville Station.

The Connection is governed by the SCRPT Board of Directors, which is composed of volunteers from the local community.



## Rural Transit District

- Service Area Population<sup>1</sup>: 86,455
- Service Area Land Area<sup>2</sup>: 840 Sq. Miles
- Unlinked Passenger Trips<sup>3</sup>: 63,285
- Revenue Fleet<sup>3</sup>: 17 Vehicles



## Rural Transit District Service

### Service Information

#### **Demand-Response Service** (The Connection)

For the general public.

Available throughout Hunt County.

Reservation must be made at least a day in advance.

#### **One-Way Fare Structure:**

- Base fare:
  - Within the same city: \$2.00*
  - Within Hunt County: \$3.00*
  - To Dallas originating within Hunt County<sup>a</sup>: \$17.00*
- Discounted fare<sup>b</sup>: half fare

#### **Fare Media:**



#### **Notes:**

<sup>a</sup> Round trip only.

<sup>b</sup> Children (under 12) with an adult escort.

### Operating Time (Excluding Holidays)



#### **Operating Days by Mode**



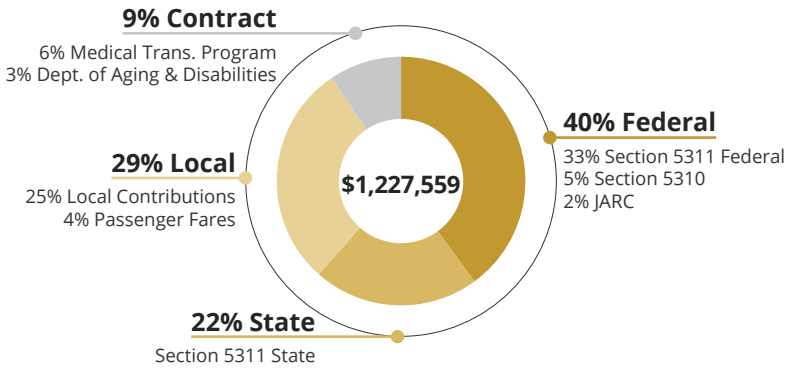
#### **Operating Hours by Mode**



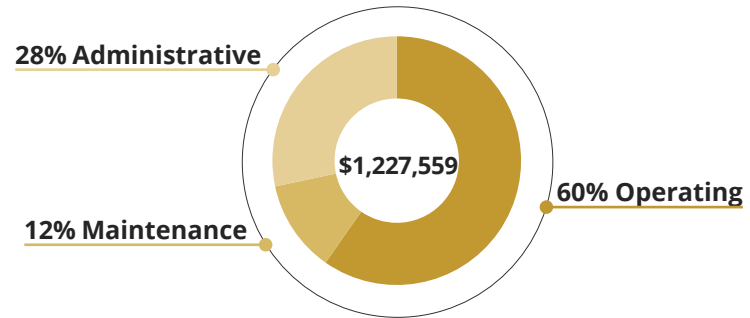


## FY 2014 Financial Status<sup>3</sup>

### Revenues in Fiscal Year 2014

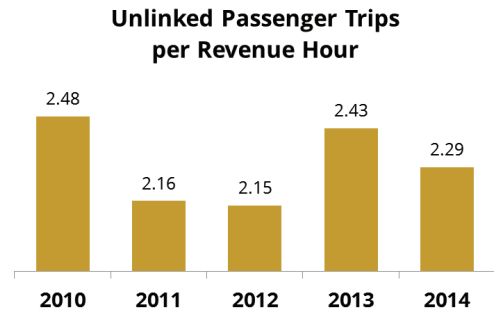
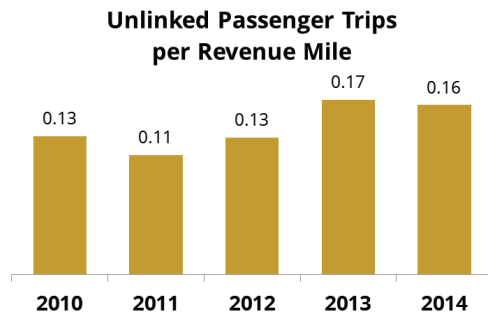


### Expenditures in Fiscal Year 2014

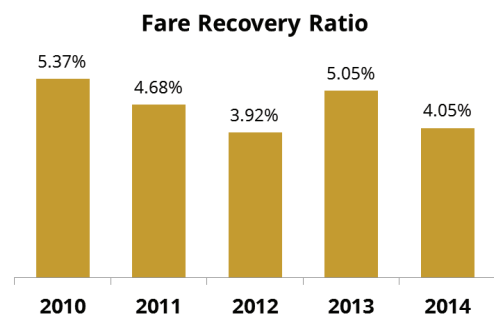
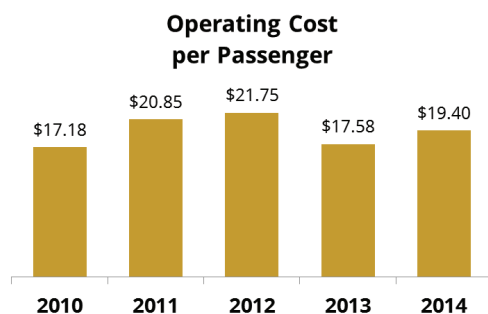
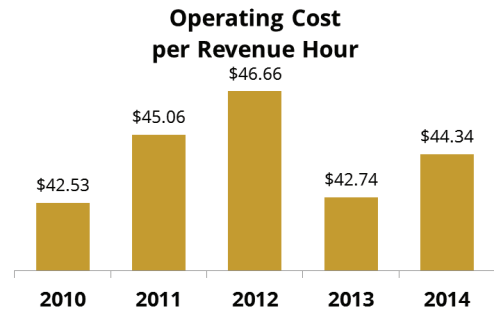


## FY 2010-2014 Performance Measures<sup>3</sup>

### Productivity in the Past 5 Years



### Efficiency in the Past 5 Years



## Projects in 2015–2018<sup>4</sup>

Implementation Year	Project Name	Cost
2015–2018	Park and Ride from Greenville to DART in Rowlett	To Be Determined
2015–2018	Park and Ride from Greenville to DART in Mesquite	To Be Determined
2015–2018	Expand Service with New Buses	\$325,000
2015–2018	Operation Equipment	To Be Determined

### Data Sources:

<sup>1</sup> U.S. Census Bureau, American Community Survey 2009–2013 5-Year Estimates.

<sup>2</sup> U.S. Census Bureau, 2013 TIGER/Line Shapefiles: Places.

<sup>3</sup> Texas Department of Transportation, Public Transportation Division PTN-128 Fiscal Year 2011–2014 Data.

<sup>4</sup> Senior Center Resource and Public Transit.

### Last Updated:

February 2016