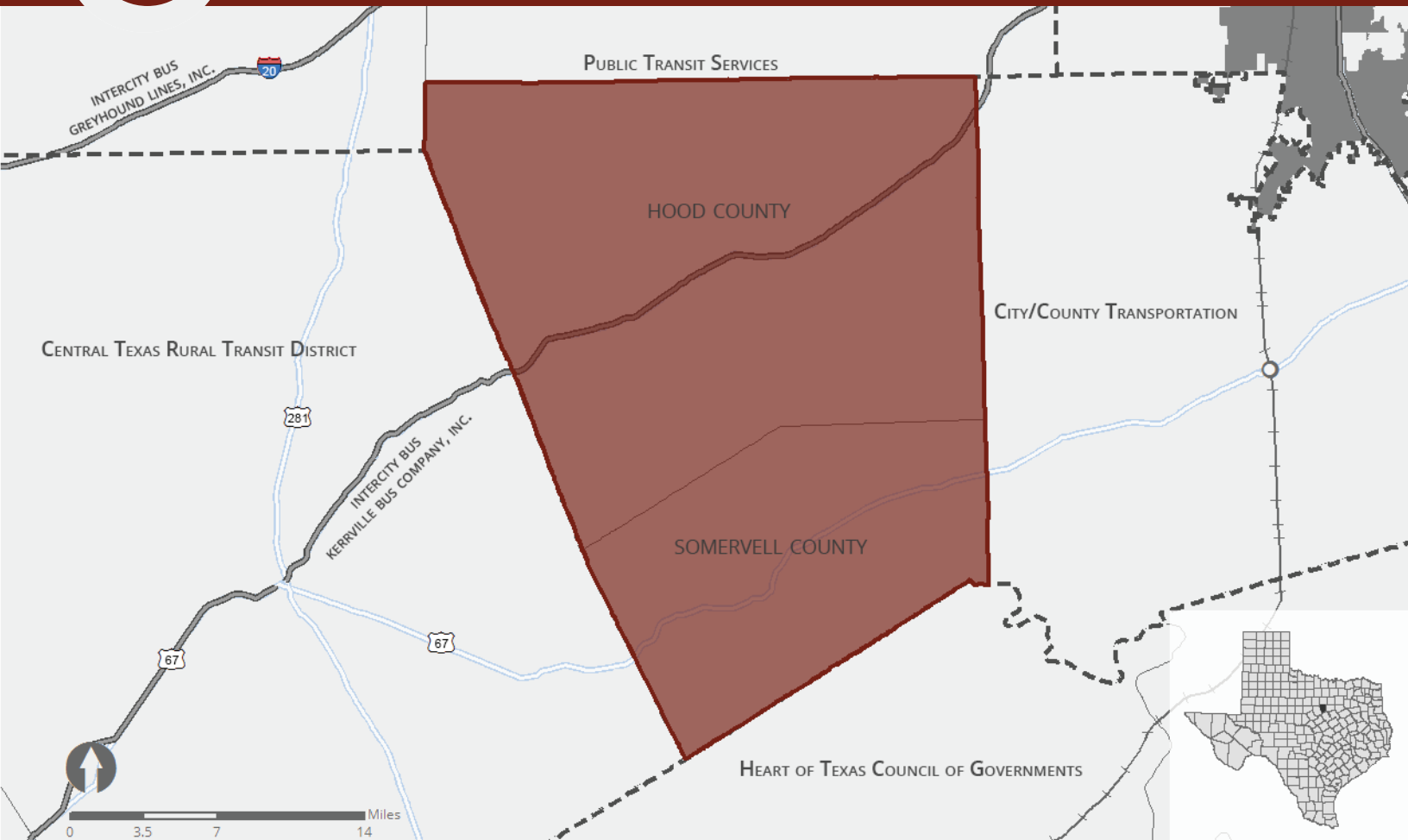




THE TRANSIT SYSTEM, INC.



The Transit System, Inc. (TTS), under Texas Transportation Code Chapter 458, serves as a rural transit district for Hood and Somervell Counties, and therefore receives state funding for rural transit services. TTS operates demand-response service for the general public throughout the service area and allows trips outside the service area. TTS also operates non-emergency medical transportation service under a contract with LogistiCare and other human service transportation through agreements with several local agencies, including area agencies on aging, workforce centers, and nursing homes.

The governing board for TTS is a 15-member board of directors. Each jurisdiction served is represented on the board.



Rural Transit District

- Service Area Population¹: 60,293
- Service Area Land Area²: 607 sq. Miles
- Unlinked Passenger Trips³: 18,219
- Revenue Fleet³: 24 Vehicles



Rural Transit District Service

Service Information



Demand-Response Service

For the general public.

Available in Hood and Somervell Counties.

Reservation must be made at least a day in advance for both outbound trip and return trip.

One-Way Fare Structure:

- Base fare:
Varies from \$6.00 to \$12.00 based on counties and zones
- Discounted fare^a:
Half fare
- Extra fare (in addition to base fare):
Waiting time: \$25.00 per hour
Before/after-hour trip: \$50.00 per hour

Fare Media:



Note:

^a Solid Gold Riders (seniors 60+) for trips within the county they live.

Operating Time (Excluding Holidays)



Operating Days by Mode



* Limited service available on Saturdays.



Operating Hours by Mode



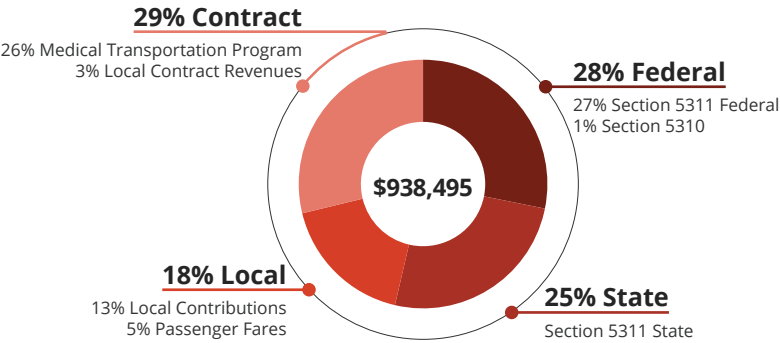


Address | P.O. Box 332
Glen Rose, TX 76043-0332

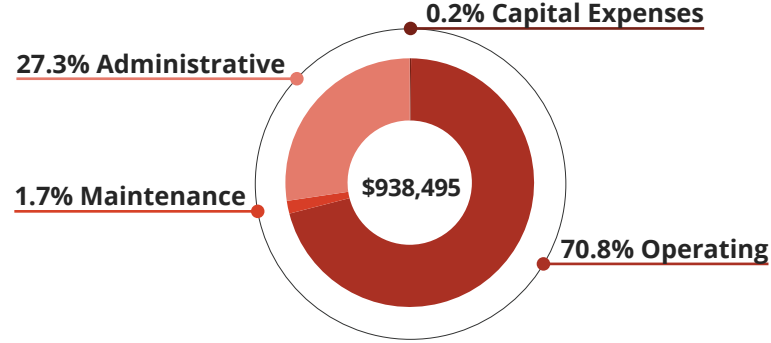
Contact | Derinda Long
General Manager
Phone: (254) 897-2964
E-mail: transit@windstream.net

FY 2014 Financial Status³

Revenues in Fiscal Year 2014

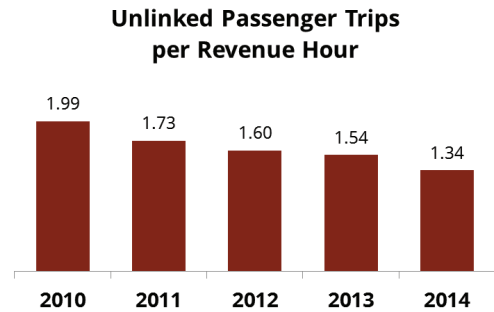
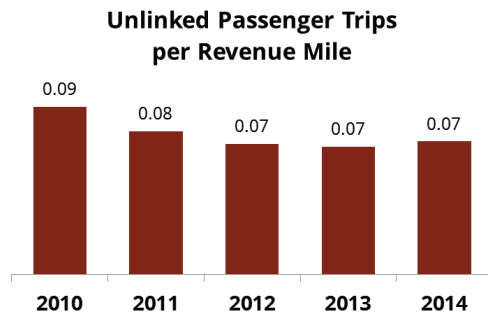


Expenditures in Fiscal Year 2014

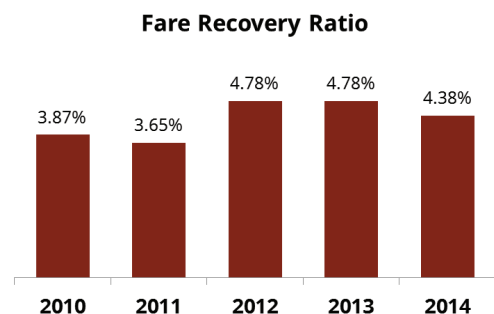
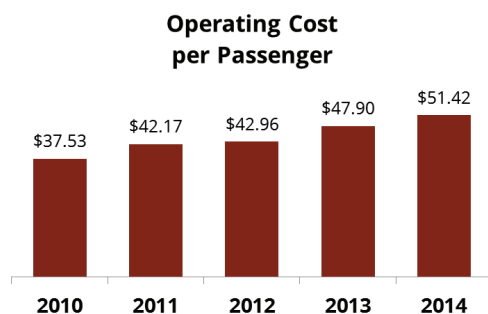
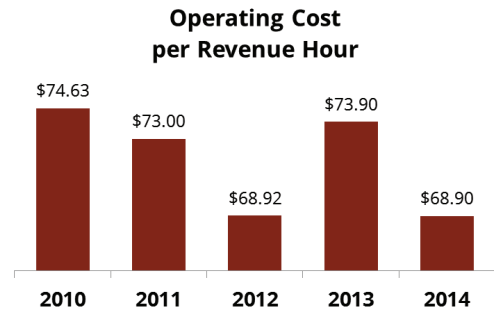


FY 2010–2014 Performance Measures³

Productivity in the Past 5 Years



Efficiency in the Past 5 Years



Projects in 2016–2018⁴

Implementation Year	Project Name	Funding Source (Amount)
2016	Operations	Section 5311 Fund (To Be Determined)
2016	Facility Rehabilitation	Section 5339 Fund (To Be Determined)
2016	Preventive Maintenance and Bus Purchase	Section 5310 Fund (To Be Determined)
2017	Operations	Section 5311 Fund (To Be Determined)
2017	Preventive Maintenance and Bus Purchase	Section 5310 Fund (To Be Determined)
2018	Operations	Section 5311 Fund (To Be Determined)
2018	Preventive Maintenance and Bus Purchase	Section 5310 Fund (To Be Determined)

Data Sources:

¹ U.S. Census Bureau, American Community Survey 2009–2013 5-Year Estimates.

² U.S. Census Bureau, 2013 TIGER/Line Shapefiles: Places.

³ Texas Department of Transportation, Public Transportation Division PTN-128 Fiscal Year 2011–2014 Data.

⁴ The Transit System, Inc.

Last Updated:

February 2016