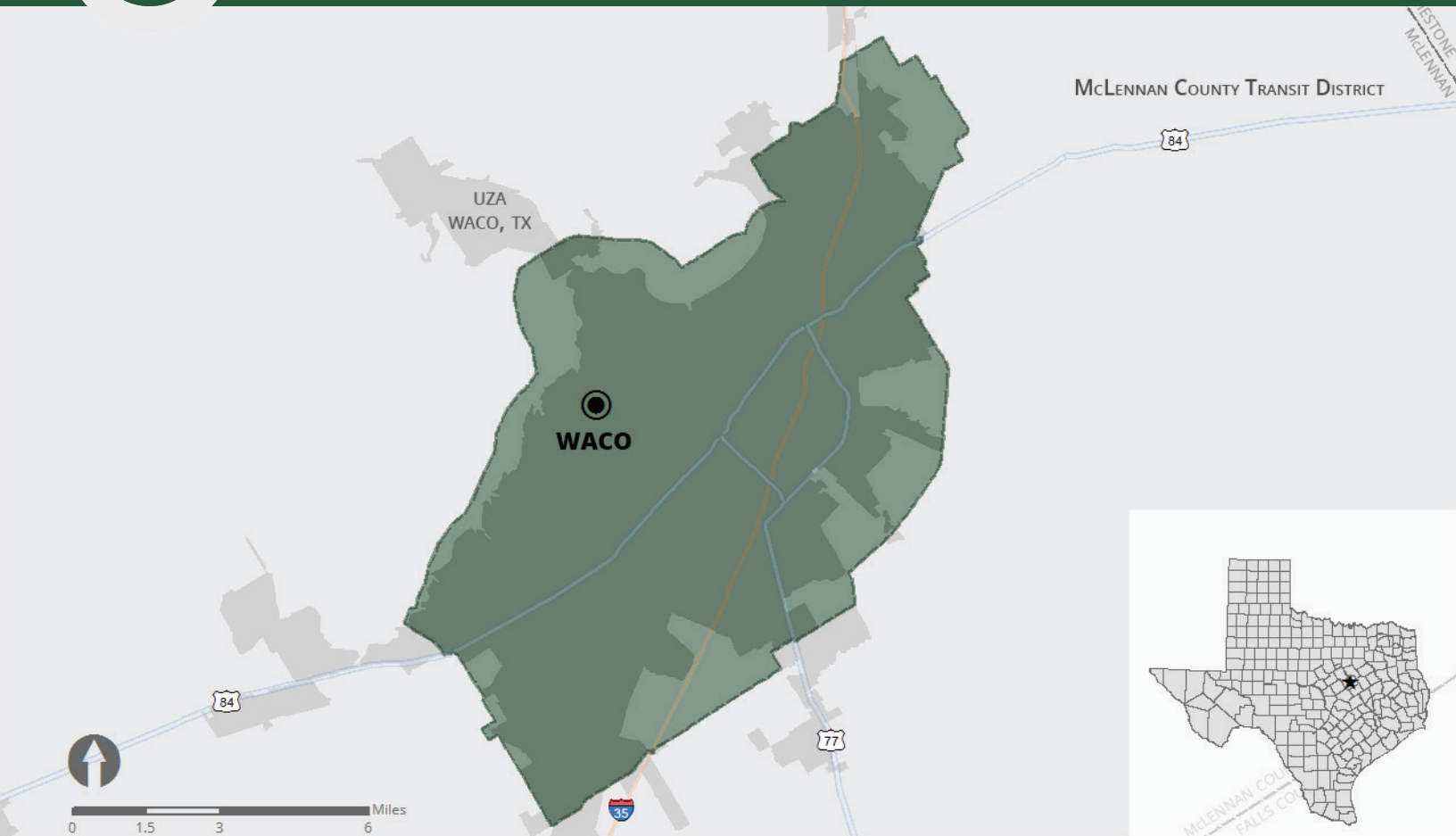




# CITY OF WACO



The City of Waco serves as an urban transit district (UTD) for the Waco urbanized area (UZA) under Texas Transportation Code Chapter 458 and therefore receives state funding. Waco Transit is a public transit provider in the UTD, providing fixed-route bus service, ADA paratransit service, the downtown circulator DASH within the city limits of Waco, and the demand-response service Evening LINK within the service area. In addition, Waco Transit partners with the Baylor University Parking and Transportation Division to provide campus shuttle services. Waco Transit also contracts with LogistiCare Solutions to provide Medicaid transportation for McLennan County and surrounding counties

The service area of Waco Transit encompasses portions of the city limits of Bellmead, Hewitt, Lacy-Lakeview, Robinson, Waco, and Woodway. The service area falls entirely into McLennan County, covering 89.1 percent of the population and 80.8 percent of the land area<sup>1</sup> of the Waco UZA. The rural areas of McLennan County are served by the McLennan County Rural Transit District, newly created in 2015.

Waco Transit is a city agency and is governed by a board composed of members from the city council, metropolitan planning organization, and transportation committee.



## Urban Transit District

- Service Area Population<sup>2</sup>: 155,152
- Service Area Land Area<sup>3</sup>: 94.05 Sq. Miles
- Unlinked Passenger Trips<sup>4</sup>: 1,129,343
- Revenue Fleet<sup>4</sup>: 63 Vehicles



# Urban Transit District Services

## Service Information (Excluding services provided under contracts)



### Local Bus Service

10 bus routes available within the city limits of Waco.

#### One-Way Fare Structure:

- Base fare: \$1.50
- Discounted fares: \$1.00<sup>a</sup> or \$0.50<sup>b</sup>
- Free fare<sup>c</sup>

#### Fare Media:



### Demand-Response Service

Evening LINK available within the service area of Waco Transit.

Trip can be scheduled at least one day before the day of travel, up to 14 days in advance.

#### One-Way Fare Structure:

- Base fare: \$3.00

#### Fare Media:



### ADA Paratransit Service

Available in areas within 3/4-mile on both sides of the fixed-route service.

Passengers may schedule their trip the day before the trip, up to 14 days in advance.

#### One-Way Fare Structure:

- Base fare: \$3.00
- Extra fare (in addition to base fare):  
*Same-day reservation: \$1.00*  
*No-show charge: \$1.00*

#### Fare Media:



### Trolley-Replica Bus Service

One "flag-stop" DASH route available in downtown Waco.

#### One-Way Fare Structure:

- Free fare

#### Notes:

- <sup>a</sup> Students 6 years through 12<sup>th</sup> grade.
- <sup>b</sup> Seniors and people with disabilities.
- <sup>c</sup> Children 5 and under.

## Operating Time (Excluding Holidays)

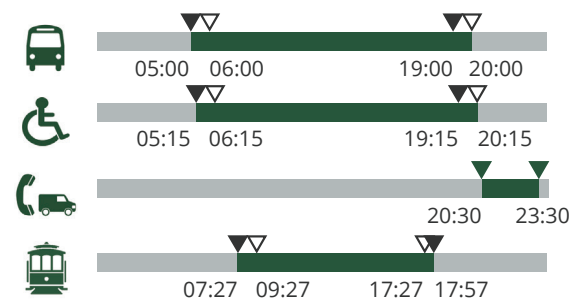


### Operating Days by Mode

	MON	TUE	WED	THU	FRI	SAT	
	MON	TUE	WED	THU	FRI	SAT	
	MON	TUE	WED	THU	FRI	SAT	
	MON	TUE	WED	THU	FRI	SAT	



### Operating Hours by Mode



▼ Weekday time   ▼ Saturday time   ▼ Monday-Saturday time

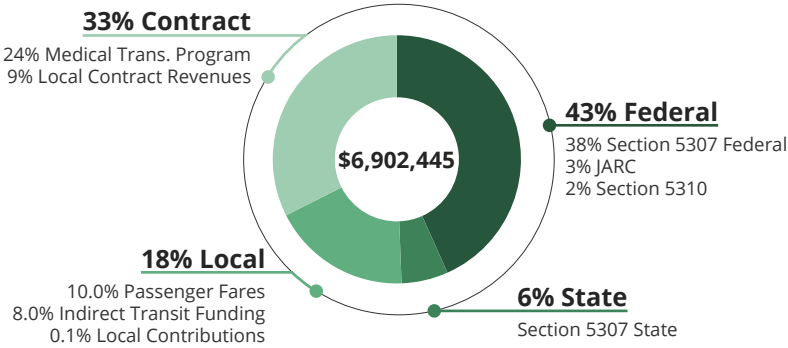


Address | 301 S. 8th St., Ste. 100  
Waco, TX 76701-1417

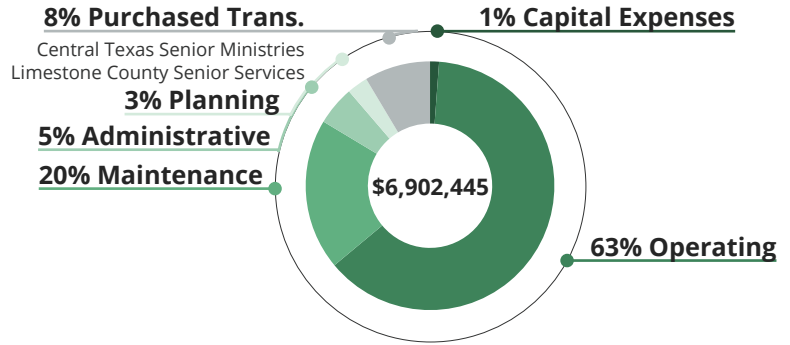
Contact | John Hendrickson  
General Manager  
Phone: (254) 750-1900  
E-mail: johnhe@ci.waco.tx.us

## FY 2014 Financial Status<sup>4</sup>

### \$ Revenues in Fiscal Year 2014

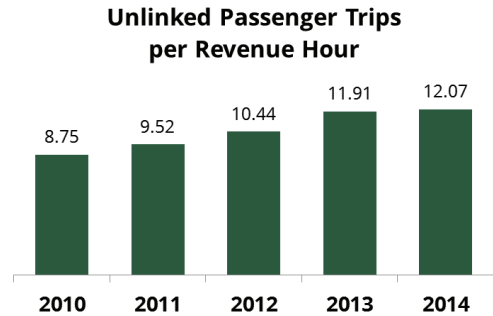
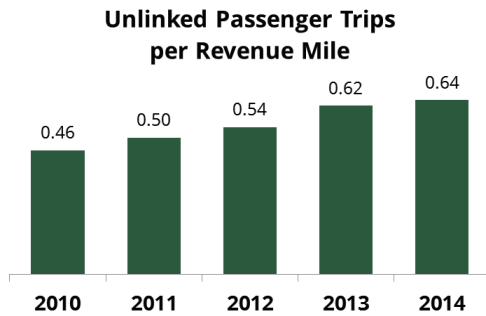


### \$ Expenditures in Fiscal Year 2014

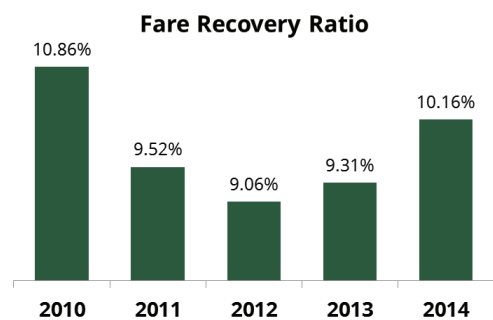
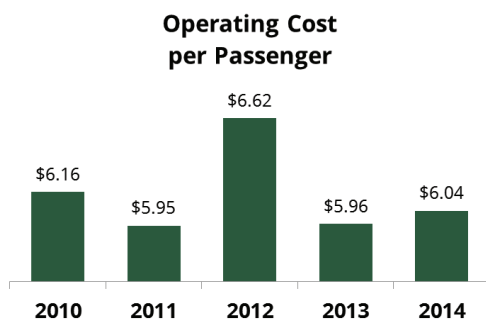
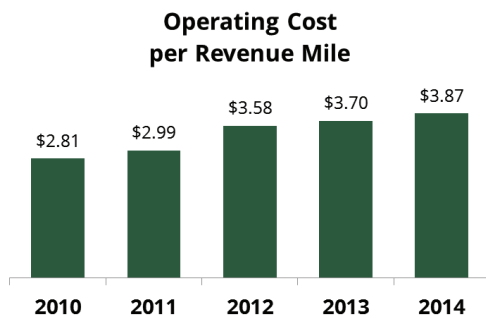


## FY 2010–2014 Performance Measures<sup>4</sup>

### Productivity in the Past 5 Years



### Efficiency in the Past 5 Years



## Projects in the 2015-2018 STIP<sup>5</sup>

Implementation Year	Project Name	Cost
2015	Preventive Maintenance Expenses	\$1,378,000
2015	ADA Related Expenses	\$364,000
2015	Operating Expenses	\$2,496,000
2015	Short Range Transportation Planning	\$143,000
2015	Purchase of Passenger Amenities	\$54,080
2015	Rural Transportation Program - Operating Expenses	\$85,916
2016	Preventive Maintenance Expenses	\$1,433,000
2016	ADA Related Expenses	\$378,500
2016	Operating Expenses	\$2,596,000
2016	Short Range Transportation Planning	\$149,000
2016	Purchase of Passenger Amenities	\$56,250
2016	Rural Transportation Program - Operating Expenses	\$89,352
2017	Preventive Maintenance Expenses	\$1,490,000
2017	ADA Related Expenses	\$393,500
2017	Operating Expenses	\$2,700,000
2017	Short Range Transportation Planning	\$155,000
2017	Purchase of Passenger Amenities	\$56,250
2017	Rural Transportation Program - Operating Expenses	\$92,900
2018	Preventive Maintenance Expenses	\$1,550,000
2018	ADA Related Expenses	\$409,000
2018	Operating Expenses	\$2,808,000
2018	Short Range Transportation Planning	\$161,000
2018	Purchase of Passenger Amenities	\$56,250
2018	Rural Transportation Program - Operating Expenses	\$96,600

### Data Sources:

<sup>1</sup> Texas A&M Transportation Institute, Urban Gap Analysis using U.S. Census 2010 data.

<sup>2</sup> U.S. Census Bureau, American Community Survey 2009–2013 5-Year Estimates.

<sup>3</sup> U.S. Census Bureau, 2013 TIGER/Line Shapefiles: Places.

<sup>4</sup> Texas Department of Transportation, Public Transportation Division PTN-128 Fiscal Year 2011–2014 data.

<sup>5</sup> Texas Department of Transportation, Proposed 2015–2018 District Statewide Transportation Improvement Programs.