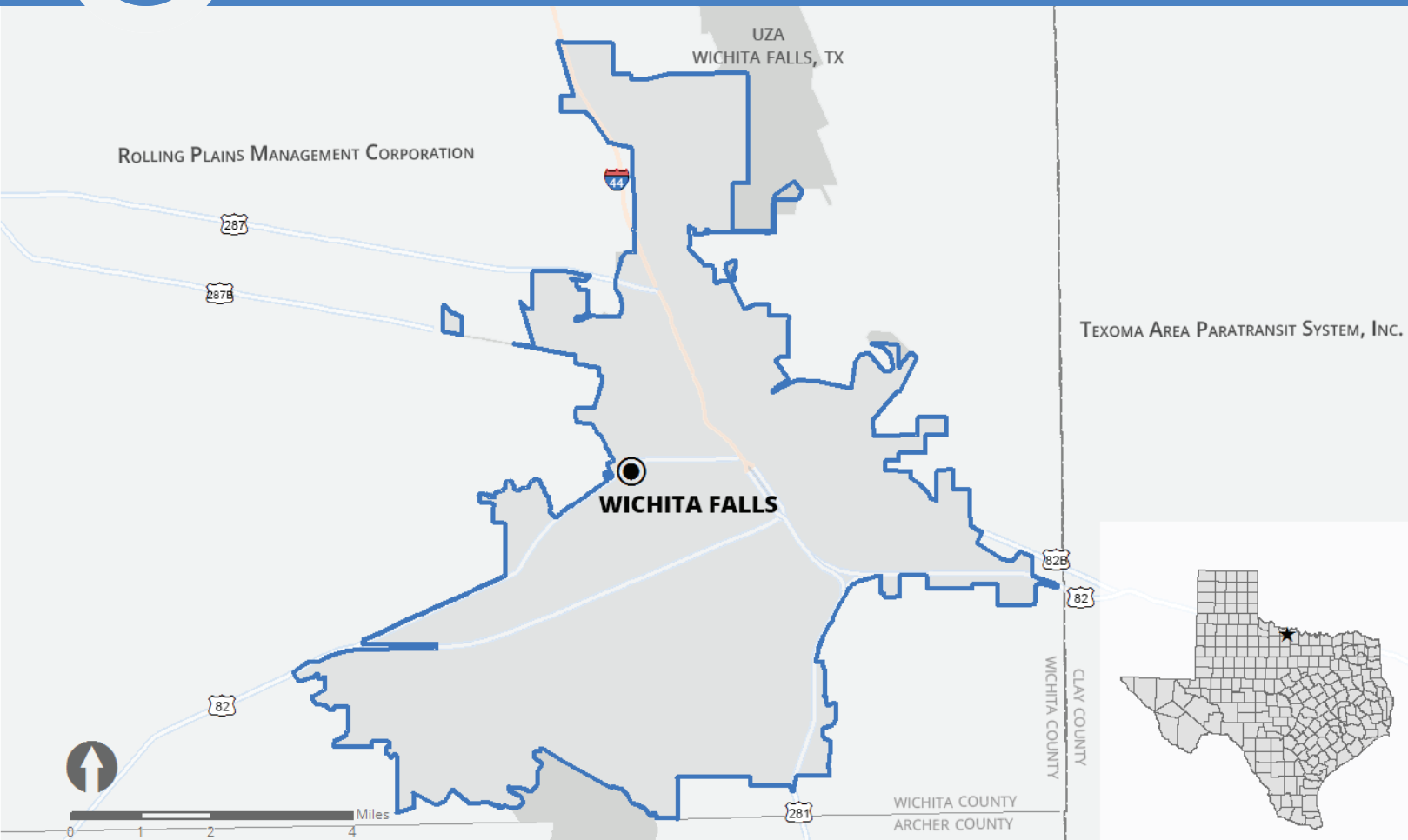




CITY OF WICHITA FALLS



The City of Wichita Falls serves as an urban transit district (UTD) for the Wichita Falls urbanized area (UZA) under Texas Transportation Code Chapter 458 and therefore receives state funding. The Wichita Falls Transit System, known as Falls Ride, is a public transit provider in the UTD. Falls Ride changed from a fixed-route service to a deviated-fixed-route bus service in 1992 to provide additional transit services for the qualifying elderly population and people with disabilities. Falls Ride also offers demand-response service for the same population for grocery shopping only throughout Wichita Falls.

The service area falls entirely into Wichita County, covering 99 percent of the population and 89.4 percent of the land area¹ of the Wichita Falls UZA. The rural areas of Wichita County and all adjacent counties, except Clay County, are served by the Rolling Plains Management Corporation. Clay County is one of the counties served by Texoma Area Paratransit, Inc.

Falls Ride is administrated by the Aviation, Traffic, and Transportation Department of the City of Wichita Falls and is governed by the city council.



Urban Transit District

- Service Area Population²: 92,148
- Service Area Land Area³: 44.94 Sq. Miles
- Unlinked Passenger Trips⁴: 453,206
- Revenue Fleet⁴: 13 Vehicles



Urban Transit District Services

Service Information



Flexible Transit Service

Seven routes available within the city limits of Wichita Falls.

Eligible seniors and people with disabilities can request a curb-to-curb deviation service. Buses will deviate for a distance up to 1/4 mile from the regular route.

Deviation reservations must be made 24-hours in advance.

One-Way Fare Structure:

- Base fare: \$1.50
- Discounted fare^a: \$0.75
- Extra fare (in addition to base fare):
 - Deviations: \$1.50*
 - Sheppard Express: \$0.50*
- Free fare

Fare Media:



Demand-Response Service

The Grocery Cart Program available in three different zones of Wichita Falls on Tuesday, Wednesday and Thursday.

Reservations must be made 24-hours in advance.

For Limited-Eligibility Riders:

- Seniors 60 and over
- People with disabilities

One-Way Fare Structure:

- Base fare: \$1.00

Fare Media:



Notes:

^a Seniors (65+), people with disabilities, student/youth (5-18), Medicare Card holders.

^b Children under 5.

Operating Time (Excluding Holidays)

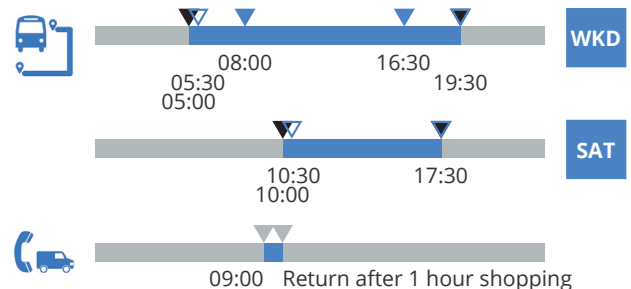


Operating Days by Mode

	MON	TUE	WED	THU	FRI	SAT	
		TUE	WED	THU			



Operating Hours by Mode



- ▼ Regular routes
- ▼ Disabled Transit Program
- ▼ Elderly Transit Program
- ▼ Grocery Cart Program

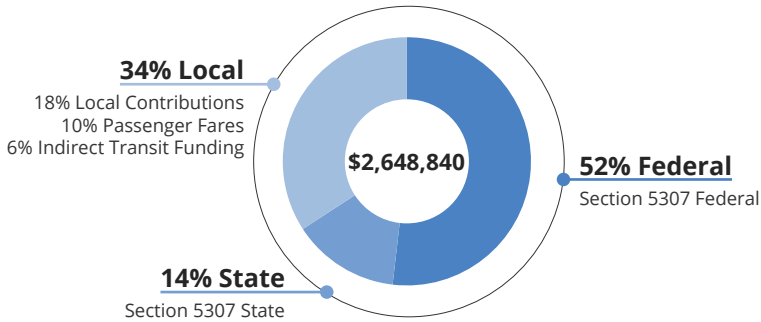


Address | 2100 Seymour Highway
Wichita Falls, TX 76301

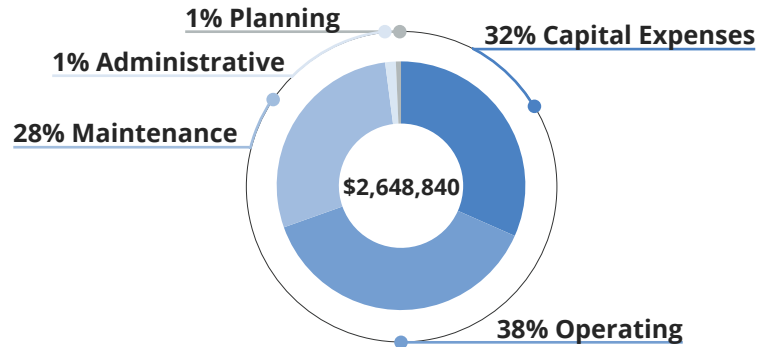
Contact | Dennis Burket
Transit Administrator
Phone: (940) 761-7433
E-mail: dennis.burket@wichitafallstx.gov

FY 2014 Financial Status⁴

\$ Revenues in Fiscal Year 2014

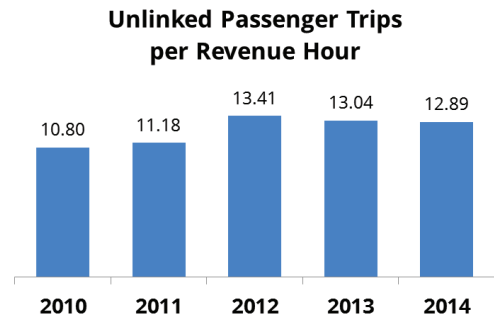
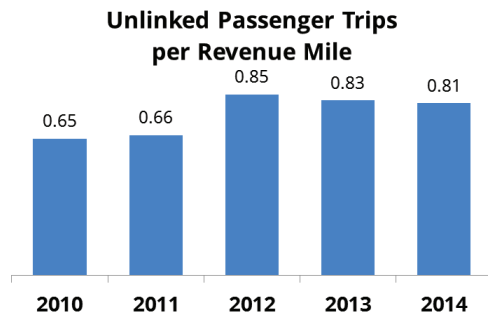


\$ Expenditures in Fiscal Year 2014

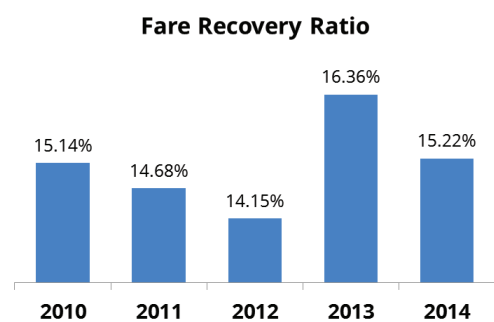
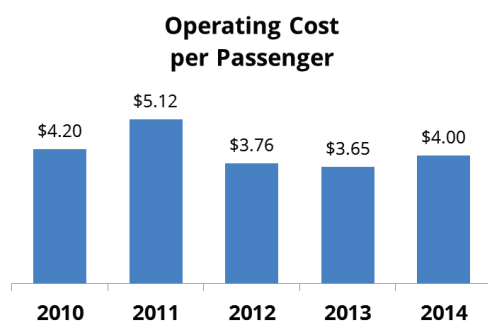
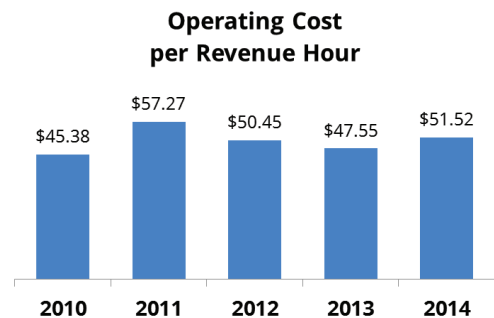


FY 2010–2014 Performance Measures⁴

⚙️ Productivity in the Past 5 Years



💰 Efficiency in the Past 5 Years



Projects in the 2015-2018 STIP⁵

Implementation Year	Project Name	Cost
2015	Shop Equipment	\$730,800
2015	Preventive Maintenance	\$535,163
2015	Operating Assistance	\$994,700
2015	Planning Expenditures	\$55,825
2016	Bus Acquisition	\$741,762
2016	Preventive Maintenance	\$543,190
2016	Operating Assistance	\$1,009,621
2016	Planning Expenditures	\$56,662
2017	Shop Equipment	\$752,889
2017	Preventive Maintenance	\$551,338
2017	Operating Assistance	\$1,024,765
2017	Planning Expenditures	\$57,512
2018	Bus Acquisition	\$764,181
2018	Preventive Maintenance	\$559,608
2018	Operating Assistance	\$1,040,136
2018	Planning Expenditures	\$58,375

Data Sources:

¹ Texas A&M Transportation Institute, Urban Gap Analysis using U.S. Census 2010 data.

² U.S. Census Bureau, American Community Survey 2009–2013 5-year estimates.

³ U.S. Census Bureau, 2013 TIGER/Line Shapefiles: Places, and TTI calculation.

⁴ Texas Department of Transportation, Public Transportation Division PTN-128 Fiscal Year 2011-2014 Data.

⁵ Texas Department of Transportation, Proposed 2015–2018 District Statewide Transportation Improvement Programs.

Last Updated:

February, 2016